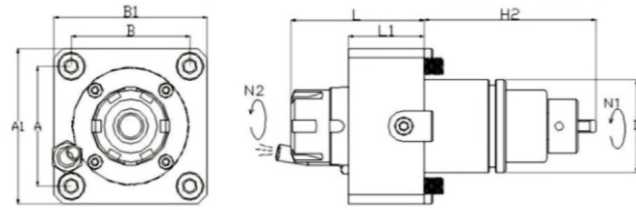
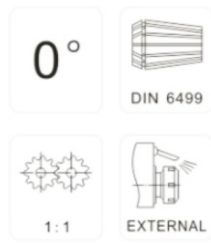
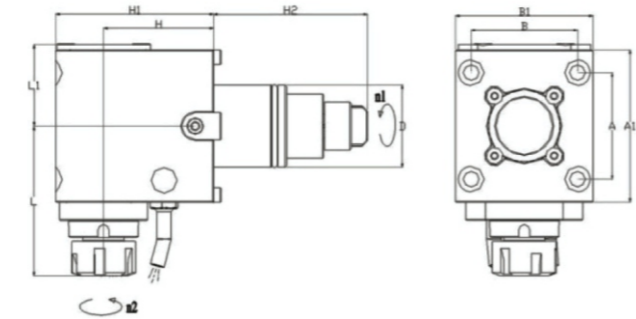


向力刀座



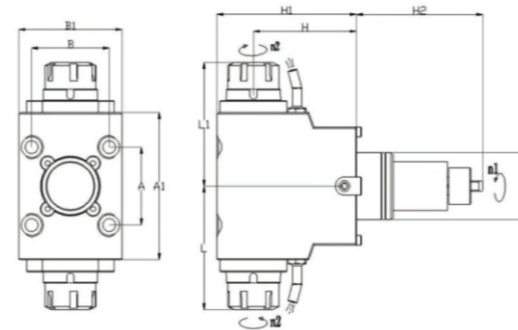
產品編號	適配刀塔標準	D	ER	H2	L	L1	A	B	A1	B1	rpm/min
KB 1600-40A	BMT40	40	16	61.5	53	28	60	50	63	63	6000
KB 1600-45A	BMT45	45	20	84	65	37	58	58	75	75	6000
KB 1600-55A	BMT55	55	25	84	78	37	64	64	85	85	6000

向力刀座



產品編號	適配刀塔標準	D	ER	H	H1	H2	L	L1	A	B	A1	B1	rpm/min
KB 1690-6040A	BMT40	40	16	60	85	61.5	72	45	60	50	82	63	6000
KB 2090-6045A	BMT45	45	20	60	86	84	82	44.5	58	58	83	75	6000
KB 2590-6055A	BMT55	55	25	60	90	104	102	51	64	54	109	85	6000
KB 2590-8555A	BMT55	55	25	85	115	104	102	51	64	54	109	85	6000

向力刀座



產品編號	適配刀塔標準	D	ER	H	H1	H2	L	L1	A	B	A1	B1	rpm/min
KB 20S9-45A	BMT45	45	20	85	110	84	92	92	58	58	103	75	6000
KB 20S9-55A	BMT45	55	25	85	115	104	102	64	64	64	121	85	6000